

Type DL AC Rated 100 °C Dry HID Lighting Capacitors

Round Plastic Case, Insulated Stranded Wire Leads, Metallized Polypropylene



Type DL dry capacitors are ideal for lighting applications. The dry construction eliminates the possibility of any oil leaking from the capacitor. Type DL is a 60,000 hour life capacitor packaged in a round plastic case with long insulated stranded wire leads for easy connection. Mounting hardware is available to give the user flexibility in mounting or placing the units in confined quarters.

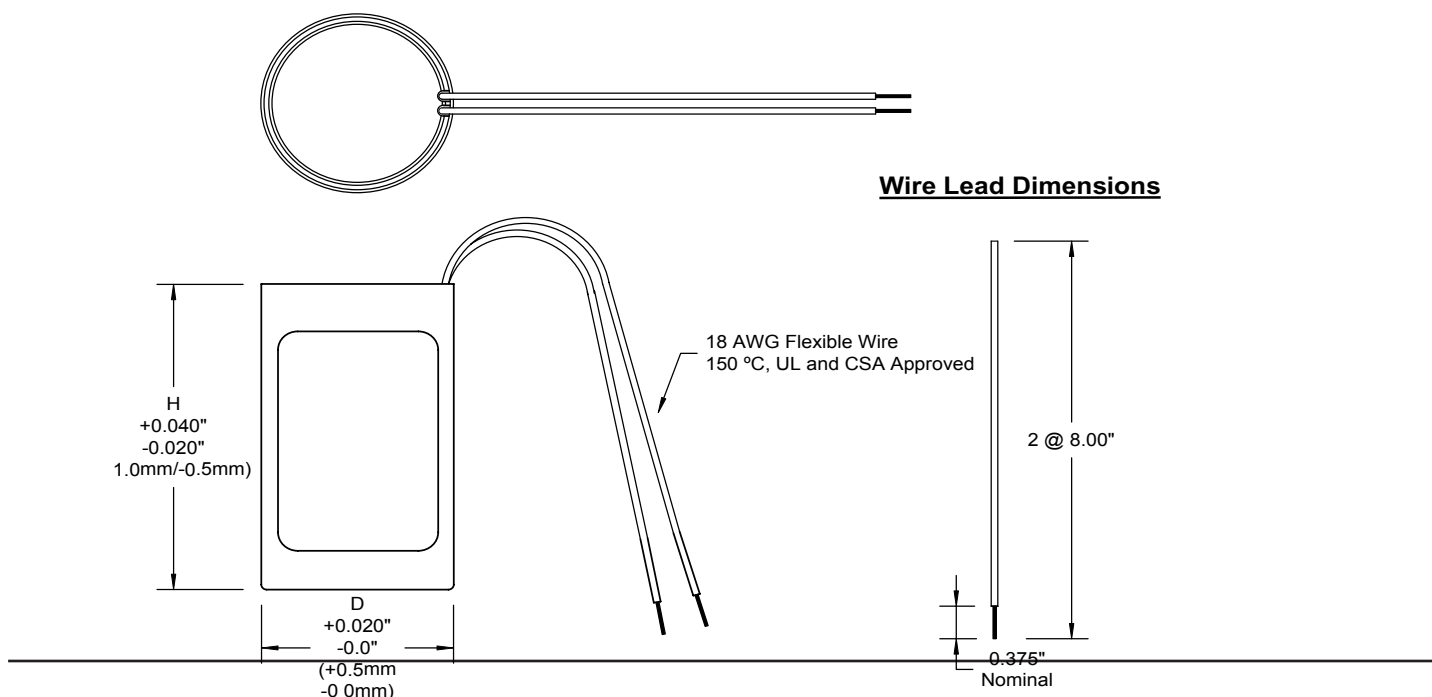
Highlights:

- Dry construction- UL94V0 dry resin filled
- 60,000 hours life
- Inherently safe - self healing metallized film
- UL recognized under E71645 (construction only - unprotected)
- Mounting hardware available
- 94V0 plastic case and insulated stranded wire leads
- No exposed live parts
- No grounding required
- No clearance requirements
- Supplied with or without internal resistor
- Lighter weight and compact size

Specifications

Capacitance Range:	5.0 μ F to 75 μ F
Voltage Range:	120, 170, 200, 240, 280, 300, 360, 400 Vac
Capacitance Tolerance:	\pm 3%
Temperature Range:	-25 °C to +100 °C
Operating Frequency:	50/60 Hz

Outline Drawing



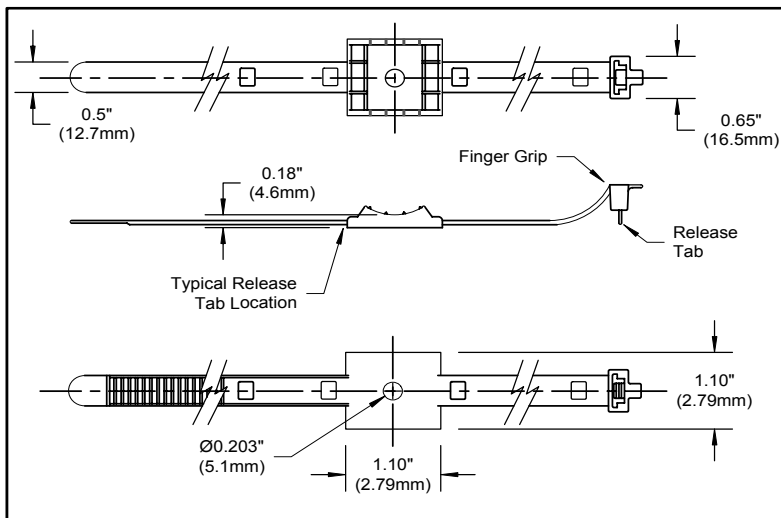
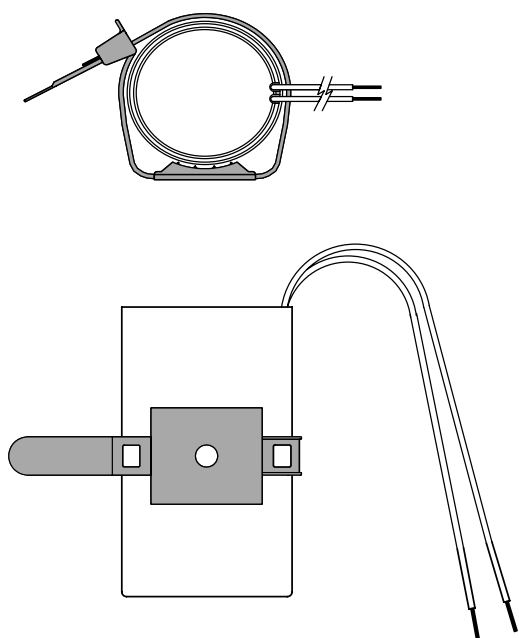


Type DL AC Rated 100 °C Dry HID Lighting Capacitors

Part Numbering System

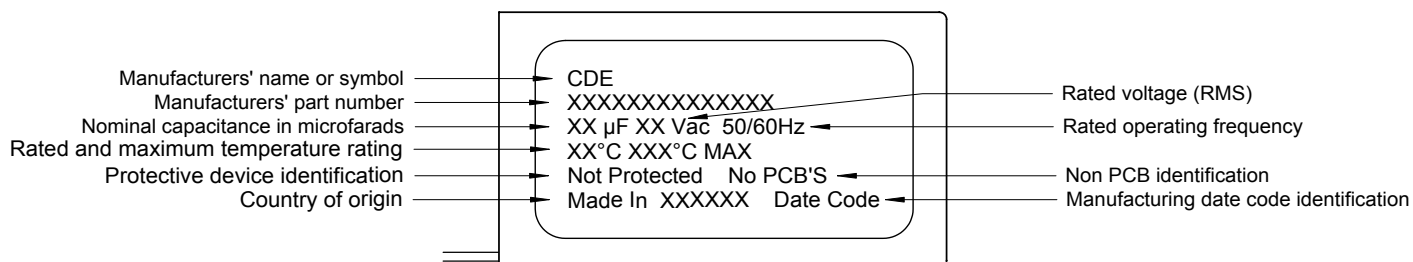
DL	BB	24	P	5	L	55	W
Type	Base Type	Rated AC Voltage	Case Material	Cap	Tol.	Height	Terminals
DL	AA = 30 mm	12 = 120 Vac	P = Plastic case, no cover	5 = 5.0 µF	L = ±3%	55 = 55 mm	W = Insulated wire leads
	BB = 40 mm	17 = 170 Vac	Q = Plastic case, plastic cover	18.5 = 18.5 µF	X = Other	68 = 68 mm	WR = Insulated wire leads with internal resistor
	CC = 45 mm	20 = 200 Vac	X = Other case types	20 = 20 µF		92 = 92mm	
	DD = 50 mm	24 = 240 Vac				117 = 117 mm	WT = Insulated wire leads with ¼" terminals
		28 = 280 Vac					Z = Customer Specified
		30 = 300 Vac					
		36 = 360 Vac					
		40 = 400 Vac					

HID Mounting Hardware



Capacitor Diameter		Base Code	Bracket Part Number
(in)	(mm)		
1.18	30	AA	PDUMS2445
1.58	40	BB	PDUMS3245
1.77	45	CC	PDUMS3245
1.97	50	DD	PDUMS3245

Marking Requirements



Type DL AC Rated 100 °C Dry HID Lighting Capacitors

Ratings

Cap (µF)	120 Vac			200 Vac			240 Vac		
	Catalog Part Number	Dia. in (mm)	Ht. in (mm)	Catalog Part Number	Dia. in (mm)	Ht. in (mm)	Catalog Part Number	Dia. in (mm)	Ht. in (mm)
5	DLAA12P5L68W	1.18 (30)	2.68 (68)	DLAA20P5L68W	1.18 (30)	2.68 (68)	DLAA24P5L68W	1.18 (30)	2.68 (68)
6	DLAA12P6L68W	1.18 (30)	2.68 (68)	DLAA20P6L68W	1.18 (30)	2.68 (68)	DLAA24P6L68W	1.18 (30)	2.68 (68)
7	DLAA12P7L68W	1.18 (30)	2.68 (68)	DLAA20P7L68W	1.18 (30)	2.68 (68)	DLAA24P7L68W	1.18 (30)	2.68 (68)
8	DLAA12P8L68W	1.18 (30)	2.68 (68)	DLAA20P8L68W	1.18 (30)	2.68 (68)	DLAA24P8L68W	1.18 (30)	2.68 (68)
8.4	DLAA12P8.4L68W	1.18 (30)	2.68 (68)	DLAA20P8.4L68W	1.18 (30)	2.68 (68)	DLAA24P8.4L68W	1.18 (30)	2.68 (68)
10	DLAA12P10L68W	1.18 (30)	2.68 (68)	DLAA20P10L68W	1.18 (30)	2.68 (68)	DLAA24P10L68W	1.18 (30)	2.68 (68)
11	DLAA12P11L68W	1.18 (30)	2.68 (68)	DLAA20P11L68W	1.18 (30)	2.68 (68)	DLBB24P11L68W	1.58 (40)	2.68 (68)
12	DLAA12P12L68W	1.18 (30)	2.68 (68)	DLAA20P12L68W	1.18 (30)	2.68 (68)	DLBB24P12L68W	1.58 (40)	2.68 (68)
13	DLAA12P13L68W	1.18 (30)	2.68 (68)	DLAA20P13L68W	1.18 (30)	2.68 (68)	DLBB24P13L68W	1.58 (40)	2.68 (68)
14	DLAA12P14L68W	1.18 (30)	2.68 (68)	DLAA20P14L68W	1.18 (30)	2.68 (68)	DLBB24P14L68W	1.58 (40)	2.68 (68)
15	DLAA12P15L68W	1.18 (30)	2.68 (68)	DLBB20P15L68W	1.58 (40)	2.68 (68)	DLBB24P15L68W	1.58 (40)	2.68 (68)
16	DLBB12P16L68W	1.58 (40)	2.68 (68)	DLBB20P16L68W	1.58 (40)	2.68 (68)	DLBB24P16L68W	1.58 (40)	2.68 (68)
17	DLBB12P17L68W	1.58 (40)	2.68 (68)	DLBB20P17L68W	1.58 (40)	2.68 (68)	DLBB24P17L68W	1.58 (40)	2.68 (68)
17.5	DLBB12P17.5L68W	1.58 (40)	2.68 (68)	DLBB20P17.5L68W	1.58 (40)	2.68 (68)	DLBB24P17.5L68W	1.58 (40)	2.68 (68)
18	DLBB12P18L68W	1.58 (40)	2.68 (68)	DLBB20P18L68W	1.58 (40)	2.68 (68)	DLBB24P18L68W	1.58 (40)	2.68 (68)
18.5	DLBB12P18.5L68W	1.58 (40)	2.68 (68)	DLBB20P18.5L68W	1.58 (40)	2.68 (68)	DLBB24P18.5L68W	1.58 (40)	2.68 (68)
20	DLBB12P20L68W	1.58 (40)	2.68 (68)	DLBB20P20L68W	1.58 (40)	2.68 (68)	DLBB24P20L68W	1.58 (40)	2.68 (68)
20.5	DLBB12P20.5L68W	1.58 (40)	2.68 (68)	DLBB20P20.5L68W	1.58 (40)	2.68 (68)	DLBB24P20.5L68W	1.58 (40)	2.68 (68)
21	DLBB12P21L68W	1.58 (40)	2.68 (68)	DLBB20P21L68W	1.58 (40)	2.68 (68)	DLBB24P21L68W	1.58 (40)	2.68 (68)
22	DLBB12P22L68W	1.58 (40)	2.68 (68)	DLBB20P22L68W	1.58 (40)	2.68 (68)	DLBB24P22L68W	1.58 (40)	2.68 (68)
22.5	DLBB12P22.5L68W	1.58 (40)	2.68 (68)	DLBB20P22.5L68W	1.58 (40)	2.68 (68)	DLBB24P22.5L68W	1.58 (40)	2.68 (68)
24	DLBB12P24L68W	1.58 (40)	2.68 (68)	DLBB20P24L68W	1.58 (40)	2.68 (68)	DLCC24P24L68W	1.77 (45)	2.68 (68)
24.5	DLBB12P24.5L68W	1.58 (40)	2.68 (68)	DLBB20P24.5L68W	1.58 (40)	2.68 (68)	DLCC24P24.5L68W	1.77 (45)	2.68 (68)
25	DLBB12P25L68W	1.58 (40)	2.68 (68)	DLBB20P25L68W	1.58 (40)	2.68 (68)	DLCC24P25L68W	1.77 (45)	2.68 (68)
25.5	DLBB12P25.5L68W	1.58 (40)	2.68 (68)	DLBB20P25.5L68W	1.58 (40)	2.68 (68)	DLCC24P25.5L68W	1.77 (45)	2.68 (68)
26	DLBB12P26L68W	1.58 (40)	2.68 (68)	DLBB20P26L68W	1.58 (40)	2.68 (68)	DLCC24P26L68W	1.77 (45)	2.68 (68)
26.5	DLBB12P26.5L68W	1.58 (40)	2.68 (68)	DLBB20P26.5L68W	1.58 (40)	2.68 (68)	DLCC24P26.5L68W	1.77 (45)	2.68 (68)
28	DLBB12P28L68W	1.58 (40)	2.68 (68)	DLBB20P28L68W	1.58 (40)	2.68 (68)	DLCC24P28L68W	1.77 (45)	2.68 (68)
30	DLBB12P30L68W	1.58 (40)	2.68 (68)	DLBB20P30L68W	1.58 (40)	2.68 (68)	DLCC24P30L68W	1.77 (45)	2.68 (68)
32	DLBB12P32L68W	1.58 (40)	2.68 (68)	DLBB20P32L68W	1.58 (40)	2.68 (68)	DLDD24P32L68W	1.97 (50)	2.68 (68)
34	DLCC12P34L68W	1.77 (45)	2.68 (68)	DLCC20P34L68W	1.77 (45)	2.68 (68)	DLCC24P34L68W	1.77 (45)	2.68 (68)
35	DLCC12P35L68W	1.77 (45)	2.68 (68)	DLCC20P35L68W	1.77 (45)	2.68 (68)	DLDD24P35L68W	1.97 (50)	2.68 (68)
36	DLCC12P36L68W	1.77 (45)	2.68 (68)	DLCC20P36L68W	1.77 (45)	2.68 (68)	DLDD24P36L68W	1.97 (50)	2.68 (68)
40	DLCC12P40L68W	1.77 (45)	2.68 (68)	DLCC20P40L68W	1.77 (45)	2.68 (68)	DLDD24P40L68W	1.97 (50)	2.68 (68)
45	DLDD12P45L68W	1.97 (50)	2.68 (68)	DLDD20P45L68W	1.97 (50)	2.68 (68)	DLDD24P45L92W	1.97 (50)	3.62 (92)
48	DLDD12P48L68W	1.97 (50)	2.68 (68)	DLDD20P48L68W	1.97 (50)	2.68 (68)	DLDD24P48L92W	1.97 (50)	3.62 (92)
50	DLDD12P50L68W	1.97 (50)	2.68 (68)	DLDD20P50L68W	1.97 (50)	2.68 (68)	DLDD24P50L92W	1.97 (50)	3.62 (92)
52	DLDD12P52L68W	1.97 (50)	2.68 (68)	DLDD20P52L68W	1.97 (50)	2.68 (68)	DLDD24P52L92W	1.97 (50)	3.62 (92)
55	DLDD12P55L68W	1.97 (50)	2.68 (68)	DLDD20P55L68W	1.97 (50)	2.68 (68)	DLCC24P55L117W	1.77 (45)	4.61 (117)
56	DLDD12P56L68W	1.97 (50)	2.68 (68)	DLDD20P56L68W	1.97 (50)	2.68 (68)	DLCC24P56L117W	1.77 (45)	4.61 (117)
60	DLCC12P60L92W	1.77 (45)	3.62 (92)	DLCC20P60L92W	1.77 (45)	3.62 (92)	DLDD24P60L117W	1.97 (50)	4.61 (117)
62	DLDD12P62L92W	1.97 (50)	3.62 (92)	DLDD20P62L92W	1.97 (50)	3.62 (92)	DLDD24P62L117W	1.97 (50)	4.61 (117)
64	DLDD12P64L92W	1.97 (50)	3.62 (92)	DLDD20P64L92W	1.97 (50)	3.62 (92)	DLDD24P64L117W	1.97 (50)	4.61 (117)
65	DLDD12P65L92W	1.97 (50)	3.62 (92)	DLDD20P65L92W	1.97 (50)	3.62 (92)	DLDD24P65L117W	1.97 (50)	4.61 (117)
70	DLDD12P70L92W	1.97 (50)	3.62 (92)	DLDD20P70L92W	1.97 (50)	3.62 (92)	DLDD24P70L117W	1.97 (50)	4.61 (117)
75	DLDD12P75L92W	1.97 (50)	3.62 (92)	DLDD20P75L92W	1.97 (50)	3.62 (92)			



Type DL AC Rated 100 °C Dry HID Lighting Capacitors

Ratings

Capacitance (μ F)	360 Vac			400 Vac		
	Catalog Part Number	Dia. in (mm)	Ht. in (mm)	Catalog Part Number	Dia. in (mm)	Ht. in (mm)
5	DLBB36P5L68W	1.58 (40)	2.68 (68)	DLBB40P5L68W	1.58 (40)	2.68 (68)
6	DLBB36P6L68W	1.58 (40)	2.68 (68)	DLBB40P6L68W	1.58 (40)	2.68 (68)
7	DLBB36P7L68W	1.58 (40)	2.68 (68)	DLBB40P7L68W	1.58 (40)	2.68 (68)
8	DLBB36P8L68W	1.58 (40)	2.68 (68)	DLBB40P8L68W	1.58 (40)	2.68 (68)
8.4	DLBB36P8.4L68W	1.58 (40)	2.68 (68)	DLBB40P8.4L68W	1.58 (40)	2.68 (68)
10	DLBB36P10L68W	1.58 (40)	2.68 (68)	DLCC40P10L68W	1.77 (45)	2.68 (68)
11	DLBB36P11L68W	1.58 (40)	2.68 (68)	DLCC40P11L68W	1.77 (45)	2.68 (68)
12	DLBB36P12L68W	1.58 (40)	2.68 (68)	DLDD40P12L68W	1.97 (50)	2.68 (68)
13	DLCC36P13L68W	1.77 (45)	2.68 (68)	DLDD40P13L68W	1.97 (50)	2.68 (68)
14	DLCC36P14L68W	1.77 (45)	2.68 (68)	DLDD40P14L68W	1.97 (50)	2.68 (68)
15	DLCC36P15L68W	1.77 (45)	2.68 (68)	DLCC40P15L68W	1.77 (45)	3.62 (92)
16	DLCC36P16L68W	1.77 (45)	2.68 (68)	DLCC40P16L92W	1.77 (45)	3.62 (92)
17	DLCC36P17L68W	1.77 (45)	2.68 (68)	DLDD40P17L92W	1.97 (50)	3.62 (92)
17.5	DLDD36P17.5L68W	1.97 (50)	2.68 (68)	DLDD40P17.5L92W	1.97 (50)	3.62 (92)
18	DLDD36P18L68W	1.97 (50)	2.68 (68)	DLDD40P18L92W	1.97 (50)	3.62 (92)
18.5	DLDD36P18.5L68W	1.97 (50)	2.68 (68)	DLDD40P18.5L92W	1.97 (50)	3.62 (92)
20	DLDD36P20L68W	1.97 (50)	2.68 (68)	DLDD40P20L92W	1.97 (50)	3.62 (92)
20.5	DLDD36P20.5L68W	1.97 (50)	2.68 (68)	DLDD40P20.5L92W	1.97 (50)	3.62 (92)
21	DLDD36P21L68W	1.97 (50)	2.68 (68)	DLDD40P21L92W	1.97 (50)	3.62 (92)
22	DLDD36P22L68W	1.97 (50)	2.68 (68)	DLCC40P22L117W	1.77 (45)	4.61 (117)
22.5	DLCC36P22.5L92W	1.77 (45)	3.62 (92)	DLCC40P22.5L117W	1.77 (45)	4.61 (117)
24	DLDD36P24L92W	1.97 (50)	3.62 (92)	DLDD40P24L117W	1.97 (50)	4.61 (117)
24.5	DLDD36P24.5L92W	1.97 (50)	3.62 (92)	DLDD40P24.5L117W	1.97 (50)	4.61 (117)
25	DLDD36P25L92W	1.97 (50)	3.62 (92)	DLDD40P25L117W	1.97 (50)	4.61 (117)
25.5	DLDD36P25.5L92W	1.97 (50)	3.62 (92)	DLDD40P25.5L117W	1.97 (50)	4.61 (117)
26	DLDD36P26L92W	1.97 (50)	3.62 (92)	DLDD40P26L117W	1.97 (50)	4.61 (117)
26.5	DLDD36P26.5L92W	1.97 (50)	3.62 (92)	DLDD40P26.5L117W	1.97 (50)	4.61 (117)
28	DLDD36P28L92W	1.97 (50)	3.62 (92)	DLDD40P28L117W	1.97 (50)	4.61 (117)
30	DLDD36P30L92W	1.97 (50)	3.62 (92)	DLDD40P30L117W	1.97 (50)	4.61 (117)
32	DLCC36P32L117W	1.77 (45)	4.61 (117)	—	—	—
34	DLDD36P34L117W	1.97 (50)	4.61 (117)	—	—	—
35	DLDD36P35L117W	1.97 (50)	4.61 (117)	—	—	—
36	DLDD36P36L117W	1.97 (50)	4.61 (117)	—	—	—
40	DLDD36P40L117W	1.97 (50)	4.61 (117)	—	—	—