

Type 361R 105 °C, Miniature, Industrial Grade, Radial Leaded

High-value, High Ripple, Low ESR & ESL



Type 361R capacitors are for industrial applications from -40 °C to +105 °C. They deliver excellent ripple capability and low ESR and ESL. Also available with three mounting leads. For three leads, change Type designation from 361R to 366R.

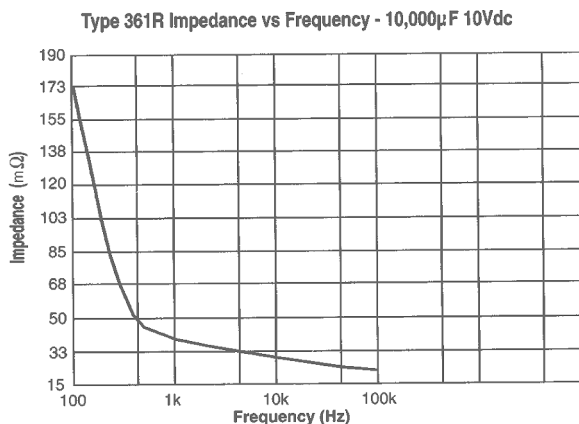
Highlights

- Excellent Ripple Capability
- Low ESR and ESL
- High Valuers

Specifications

Temperature Range	-40 °C to +105 °C																																														
Rated Voltage Range	6.3 to 450 Vdc																																														
Capacitance Range	7 to 18,000 µF ± 20%																																														
Leakage Current	≤0.002 CV µF +25 °C, 6.3 to 160 Vdc ≤0.02 CV µF +25 °C, 200 to 450 Vdc																																														
Ripple Current Multipliers	<p>Ambient Temperature</p> <table border="1"> <thead> <tr> <th>45 °C</th> <th>55 °C</th> <th>65 °C</th> <th>75 °C</th> <th>85 °C</th> <th>95 °C</th> <th>105 °C</th> </tr> </thead> <tbody> <tr> <td>2.00</td> <td>1.60</td> <td>1.40</td> <td>1.25</td> <td>1.00</td> <td>0.79</td> <td>0.5</td> </tr> </tbody> </table> <p>Frequency</p> <table border="1"> <thead> <tr> <th></th> <th>50 Hz</th> <th>60 Hz</th> <th>120 Hz</th> <th>360 Hz</th> <th>1 kHz</th> <th>5 kHz</th> <th>10 kHz & up</th> </tr> </thead> <tbody> <tr> <td>6.3 & 10 V</td> <td>0.91</td> <td>0.93</td> <td>1.00</td> <td>1.06</td> <td>1.08</td> <td>1.09</td> <td>1.09</td> </tr> <tr> <td>16 to 25 V</td> <td>0.85</td> <td>0.88</td> <td>1.00</td> <td>1.12</td> <td>1.18</td> <td>1.21</td> <td>1.22</td> </tr> <tr> <td>35 V & up</td> <td>0.77</td> <td>0.82</td> <td>1.00</td> <td>1.21</td> <td>1.32</td> <td>1.37</td> <td>1.38</td> </tr> </tbody> </table>	45 °C	55 °C	65 °C	75 °C	85 °C	95 °C	105 °C	2.00	1.60	1.40	1.25	1.00	0.79	0.5		50 Hz	60 Hz	120 Hz	360 Hz	1 kHz	5 kHz	10 kHz & up	6.3 & 10 V	0.91	0.93	1.00	1.06	1.08	1.09	1.09	16 to 25 V	0.85	0.88	1.00	1.12	1.18	1.21	1.22	35 V & up	0.77	0.82	1.00	1.21	1.32	1.37	1.38
45 °C	55 °C	65 °C	75 °C	85 °C	95 °C	105 °C																																									
2.00	1.60	1.40	1.25	1.00	0.79	0.5																																									
	50 Hz	60 Hz	120 Hz	360 Hz	1 kHz	5 kHz	10 kHz & up																																								
6.3 & 10 V	0.91	0.93	1.00	1.06	1.08	1.09	1.09																																								
16 to 25 V	0.85	0.88	1.00	1.12	1.18	1.21	1.22																																								
35 V & up	0.77	0.82	1.00	1.21	1.32	1.37	1.38																																								
Load Life RoHS Non-RoHS	2000 h at full load at 105 °C 4000 h at full load at 105 °C Δ Capacitance ±15% ESR 175% of limit DCL 100% of limit																																														
Shelf Life Test	1,000 h @ 105 °C Δ Capacitance ±15% ESR 150% of limit DCL 200% of limit																																														
Vibration	10 to 55 Hz, 0.06" and 10 g, 2 h ea of 3 planes																																														

Typical Curve



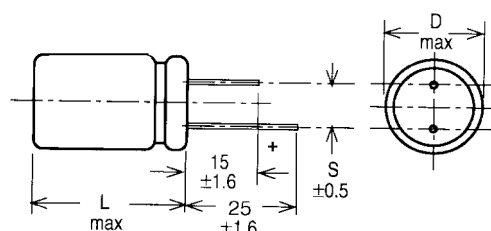
Type 361R 105 °C, Miniature, Industrial Grade, Radial Ledged

High-value, High Ripple, Low ESR & ESL

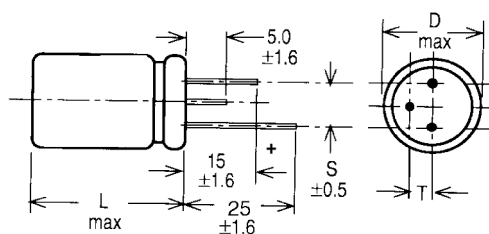
Part Numbering System

NR	361R	183	M	6R3	LV	2	E
RoHS	Type	Capacitance	Tolerance	Voltage	Case Code	Insulation	Epoxy End Seal
NR = Non Compliant (exceeds Pb)	361R or 366R	100 = 10 μ F 101 = 100 μ F 183 = 18000 μ F	M = \pm 20% U = -10 + 75%	6R3 = 6.3 Vdc 063 = 63 Vdc		0 = None 2 = PVC	(blank) = no epoxy E = Epoxy

Outline Drawing



Type 361R - Two Leads



Type 366R - Three Leads

Case Dimensions

Case Code	Nominal D x L (mm)	Insulated D x L (mm)	Insulated Epoxy Seal (mm)	S ± 0.6 (mm)	T ± 0.5 (mm)	Lead Diam. mm	AWG	Weight g
EG	12.5 x 20.0	13.0 x 21.5	13.0 x 23.0	5.0	2.5	0.81	20	3.8
EK	12.5 x 25.0	13.0 x 26.5	13.0 x 29.0	5.0	2.5	0.81	20	4.5
EM	12.5 x 26.5	13.0 x 28.0	13.0 x 29.5	5.0	2.5	0.81	20	4.7
EN	12.5 x 33.5	13.0 x 34.2	13.0 x 36.0	5.0	2.5	0.81	20	5.8
ER	12.5 x 42.5	13.0 x 43.7	13.0 x 45.5	5.0	2.5	0.81	20	7.3
FK	16.0 x 25.0	16.5 x 26.2	16.5 x 27.9	7.5	3.75	0.81	20	7.2
FF	16.0 x 32.0	16.5 x 33.5	16.5 x 36.0	7.5	3.75	0.81	20	9.4
FN	16.0 x 33.5	16.5 x 34.2	16.5 x 36.0	7.5	3.75	0.81	20	9.5
FQ	16.0 x 36.0	16.5 x 37.5	16.5 x 40.0	7.5	3.75	0.81	20	10.6
FV	16.0 x 40.0	16.5 x 41.7	16.5 x 42.4	7.5	3.75	0.81	20	11.9
LQ	18.0 x 36.0	18.5 x 37.5	18.5 x 40.0	7.5	3.75	0.81	20	13.4
LV	18.0 x 40.0	18.5 x 42.0	18.5 x 43.0	7.5	3.75	0.81	20	14.9

L incl. Sleeve & Epoxy Seal - Millimeters

Type 361R 105 °C, Miniature, Industrial Grade, Radial Leaded

High-value, High Ripple, Low ESR & ESL

Ratings

Cap. (µF)	Catalog Part Number	ESR Max. 120 Hz 25°C (Ω)	Ripple A 120 Hz 85°C (A)	Nom Size D X L (mm)
6.3 Vdc (8 Vdc Surge)				
2200	361R222M6R3EG2	0.205	1.130	12.5 x 20
3300	361R332M6R3EK2	0.140	1.440	12.5 x 25
3900	361R392M6R3EM2	0.131	1.380	12.5 x 26.5
4700	361R472M6R3EN2	0.098	1.840	12.5 x 33.5
6800	361R682M6R3ER2	0.075	2.160	12.5 x 42.5
6800	361R682M6R3FK2	0.084	2.000	16 x 25
10000	361R103M6R3FF2	0.068	2.330	16 x 32
12000	361R123M6R3FQ2	0.062	2.550	16 x 36
12000	361R123M6R3FV2	0.058	2.750	16 x 40
15000	361R153M6R3LQ2	0.053	2.990	18 x 36
18000	361R183M6R3LV2	0.049	3.240	18 x 40
10 Vdc (12.5 Vdc Surge)				
1500	361R152M010EG2	0.210	0.947	12.5 x 20
2200	361R222M010EK2	0.158	1.330	12.5 x 25
2700	361R272M010EM2	0.144	1.420	12.5 x 26.5
3300	361R332M010EN2	0.115	1.760	12.5 x 33.5
4700	361R472M010ER2	0.083	2.250	12.5 x 42.5
4700	361R472M010FK2	0.093	2.000	16 x 25
6800	361R682M010FF2	0.073	2.440	16 x 32
8200	361R822M010FQ2	0.063	2.950	16 x 36
10000	361R103M010FV2	0.059	3.000	16 x 40
12000	361R123M010LQ2	0.056	3.050	18 x 36
15000	361R153M010LV2	0.051	3.400	18 x 40
16 Vdc (20 Vdc Surge)				
1000	361R102M016EG2	0.265	0.942	12.5 x 20
1800	361R182M016EK2	0.156	1.350	12.5 x 25
2200	361R222M016EM2	0.147	1.410	12.5 x 26.5
3300	361R332M016EN2	0.108	1.790	12.5 x 33.5
3300	361R332M016FK2	0.100	1.880	16 x 25
4700	361R472M016ER2	0.084	2.200	12.5 x 42.5
4700	361R472M016FF2	0.077	2.280	16 x 32
6800	361R682M016FQ2	0.066	2.670	16 x 36
6800	361R682M016FV2	0.064	2.700	16 x 40
7800	361R782M016LQ2	0.060	2.800	18 x 36
10000	361R103M016LV2	0.053	3.000	18 x 40
20 Vdc (25 Vdc Surge)				
1000	361R102M020EG2	0.200	0.970	12.5 x 20
1500	361R152M020EK2	0.133	1.300	12.5 x 25
2200	361R222M020EM2	0.103	1.510	12.5 x 26.5
2700	361R272M020EN2	0.084	1.840	12.5 x 33.5
3300	361R332M020FK2	0.076	2.000	16 x 25
3900	361R392M020ER2	0.065	2.320	12.5 x 42.5
4700	361R472M020FF2	0.060	2.480	16 x 32
5600	361R562M020FQ2	0.055	2.720	16 x 36
6800	361R682M020FV2	0.053	2.900	16 x 40
8200	361R822M020LQ2	0.047	3.180	18 x 36
10000	361R103M020LV2	0.044	3.280	18 x 40
25 Vdc (32 Vdc Surge)				
820	361R821M025EG2	0.280	0.860	12.5 x 20
1000	361R102M025EK2	0.230	1.080	12.5 x 25
1200	361R122M025EM2	0.190	1.150	12.5 x 26.5
1800	361R182M025EN2	0.128	1.550	12.5 x 33.5
2200	361R222M025FK2	0.121	1.660	16 x 25

Cap. (µF)	Catalog Part Number	ESR Max. 120 Hz 25°C (Ω)	Ripple A 120 Hz 85°C (A)	Nom Size D X L (mm)
2700	361R272M025ER2	0.096	2.000	12.5 x 42.5
3300	361R332M025FF2	0.091	2.080	16 x 32
3900	361R392M025FK2	0.081	2.360	16 x 36
4700	361R472M025FV2	0.071	2.560	16 x 40
4700	361R472M025LQ2	0.071	2.710	18 x 36
5600	361R562M025LV2	0.065	2.830	18 x 40
4700	361R472M025LQ2	0.071	2.710	18 x 36
5600	361R562M025LV2	0.065	2.830	18 x 40
35 Vdc (44 Vdc Surge)				
680	361R681M035EG2	0.287	0.850	12.5 x 20
1000	361R102M035EK2	0.199	1.200	12.5 x 25
1200	361R122M035EM2	0.190	1.250	12.5 x 26.5
1500	361R152M035EN2	0.133	1.570	12.5 x 33.5
1800	361R182M035FK2	0.133	1.620	16 x 25
2200	361R222M035ER2	0.106	1.900	12.5 x 42.5
2200	361R222M035FF2	0.106	2.000	16 x 32
2700	361R272M035FQ2	0.086	2.330	16 x 36
3300	361R332M035FV2	0.080	2.380	16 x 40
3300	361R332M035LQ2	0.080	2.400	18 x 36
4700	361R472M035LV2	0.064	2.700	18 x 40
50 Vdc (63 Vdc Surge)				
330	361R331M050EG2	0.443	0.760	12.5 x 20
470	361R471M050EK2	0.343	0.960	12.5 x 25
560	361R561M050EM2	0.266	1.050	12.5 x 26.5
820	361R821M050EN2	0.180	1.380	12.5 x 33.5
1000	361R102M050FK2	0.156	1.530	16 x 25
1200	361R122M050ER2	0.125	1.810	12.5 x 42.5
1500	361R152M050FF2	0.101	2.140	16 x 32
1800	361R182M050FQ2	0.083	2.440	16 x 36
2200	361R222M050LQ2	0.081	2.640	18 x 36
2200	361R222M050FV2	0.081	2.600	16 x 40
2700	361R272M050LV2	0.065	3.040	18 x 40
63 Vdc (79 Vdc Surge)				
330	361R331M063EG2	0.450	0.760	12.5 x 20
470	361R471M063EK2	0.318	0.960	12.5 x 25
470	361R471M063EM2	0.318	0.980	12.5 x 26.5
560	361R561M063EN2	0.268	1.150	12.5 x 33.5
680	361R681M063ER2	0.183	1.540	12.5 x 42.5
820	361R821M063FK2	0.220	1.310	16 x 25
1200	361R122M063FF2	0.150	1.700	16 x 32
1500	361R152M063FQ2	0.125	1.980	16 x 36
1800	361R182M063FV2	0.100	2.300	16 x 40
1800	361R182M063LQ2	0.100	2.580	18 x 36
2200	361R222M063LV2	0.083	2.700	18 x 40
75 Vdc (90 Vdc Surge)				
150	361R151M075EG2	1.070	0.450	12.5 x 20
220	361R221M075EK2	0.727	0.580	12.5 x 25
270	361R271M075EM2	0.600	0.650	12.5 x 26.5
390	361R391M075EN2	0.410	0.870	12.5 x 33.5
470	361R471M075FK2	0.340	1.000	16 x 25
560	361R561M075ER2	0.285	1.160	12.5 x 42.5
680	361R681M075FF2	0.235	1.320	16 x 32
820	361R821M075FQ2	0.195	1.520	16 x 36
1000	361R102M075FV2	0.160	1.660	16 x 40

Type 361R 105 °C, Miniature, Industrial Grade, Radial Leaded

High-value, High Ripple, Low ESR & ESL

Cap. (µF)	Catalog Part Number	ESR Max. 120 Hz 25°C (Ω)	Ripple A 120 Hz 85°C (A)	Nom Size D X L (mm)
1000	361R102M075LQ2	0.160	1.700	18 x 36
1200	361R122M075LV2	0.133	1.900	18 x 40
100 Vdc (125 Vdc Surge)				
100	361R101M100EG2	1.650	0.355	12.5 x 20
120	361R121M100EK2	1.320	0.450	12.5 x 25
150	361R151M100EM2	1.100	0.500	12.5 x 26.5
220	361R221M100EN2	0.750	0.666	12.5 x 33.5
270	361R271M100ER2	0.610	0.750	12.5 x 42.5
330	361R331M100FK2	0.500	0.875	16 x 25
390	361R391M100FF2	0.420	1.010	16 x 32
470	361R471M100FQ2	0.350	1.150	16 x 36
470	361R471M100FV2	0.350	1.250	16 x 40
560	361R561M100LQ2	0.290	1.370	18 x 36
680	361R681M100LV2	0.240	1.570	18 x 40
160 Vdc (185 Vdc Surge)				
33	361R330M160EG2	5.000	0.200	12.5 x 20
47	361R470M160EK2	3.500	0.250	12.5 x 25
56	361R560M160EM2	2.950	0.280	12.5 x 26.5
82	361R820M160EN2	2.000	0.380	12.5 x 33.5
100	361R101M160ER2	1.650	0.460	12.5 x 42.5
100	361R101M160FK2	1.650	0.430	16 x 25
150	361R151M160FF2	1.100	0.580	16 x 32
180	361R181M160FQ2	0.920	0.665	16 x 36
220	361R221M160FV2	0.750	0.770	16 x 40
220	361R221M160LQ2	0.750	0.800	18 x 36
270	361R271M160LV2	0.610	0.920	18 x 40
200 Vdc (225 Vdc Surge)				
27	361R270M200EG2	5.900	0.175	12.5 x 20
47	361R470M200EK2	3.600	0.250	12.5 x 25
56	361R560M200EM2	3.000	0.280	12.5 x 26.5
68	361R680M200EN2	2.500	0.340	12.5 x 33.5
82	361R820M200FK2	2.000	0.390	16 x 25
100	361R101M200ER2	1.650	0.450	12.5 x 42.5
120	361R121M200FF2	1.380	0.520	16 x 32
150	361R151M200FQ2	1.100	0.600	16 x 36
220	361R221M200FV2	0.760	0.760	16 x 40
220	361R221M200LQ2	0.760	0.790	18 x 36
270	361R271M200LV2	0.620	0.910	18 x 40
250 Vdc (300 Vdc Surge)				
18	361R180M250EG2	9.200	0.145	12.5 x 20
27	361R270M250EK2	6.100	0.190	12.5 x 25
33	361R330M250EM2	5.000	0.215	12.5 x 26.5
47	361R470M250EN2	3.500	0.285	12.5 x 33.5
47	361R470M250FK2	3.500	0.295	16 x 25
56	361R560M250ER2	2.950	0.345	12.5 x 42.5
68	361R680M250FF2	2.420	0.390	16 x 32
82	361R820M250FQ2	2.000	0.450	16 x 36
100	361R101M250FV2	1.650	0.515	16 x 40
120	361R121M250LQ2	1.380	0.585	18 x 36
150	361R151M250LV2	1.100	0.685	18 x 40
300 Vdc (365 Vdc Surge)				
12	361R120M300EG2	13.80	0.120	12.5 x 20

Cap. (µF)	Catalog Part Number	ESR Max. 120 Hz 25°C (Ω)	Ripple A 120 Hz 85°C (A)	Nom Size D X L (mm)
18	361R180M300EK2	9.150	0.155	12.5 x 25
22	361R220M300EM2	7.500	0.175	12.5 x 26.5
33	361R330M300EN2	5.000	0.240	12.5 x 33.5
33	361R330M300FK2	5.000	0.245	16 x 25
47	361R470M300ER2	3.500	0.315	12.5 x 42.5
47	361R470M300FF2	3.500	0.325	16 x 32
56	361R560M300FQ2	2.950	0.375	16 x 36
68	361R680M300FV2	2.420	0.430	16 x 40
82	361R820M300LQ2	2.000	0.485	18 x 36
100	361R101M300LV2	1.650	0.555	18 x 40
350 Vdc (400 Vdc Surge)				
10	361R100M350EK2	16.50	0.115	12.5 x 25
15	361R150M350EM2	11.00	0.145	12.5 x 26.5
22	361R220M350EN2	7.500	0.195	12.5 x 33.5
27	361R270M350FK2	6.100	0.225	16 x 25
33	361R330M350ER2	5.000	0.265	12.5 x 42.5
350 Vdc (400 Vdc Surge)				
10	361R100M350EK2	16.50	0.115	12.5 x 25
15	361R150M350EM2	11.00	0.145	12.5 x 26.5
22	361R220M350EN2	7.500	0.195	12.5 x 33.5
27	361R270M350FK2	6.100	0.225	16 x 25
33	361R330M350ER2	5.000	0.265	12.5 x 42.5
39	361R390M350FF2	4.250	0.295	16 x 32
47	361R470M350FQ2	3.500	0.340	16 x 36
56	361R560M350FV2	2.950	0.385	16 x 40
68	361R680M350LQ2	2.420	0.445	18 x 36
82	361R820M350LV2	2.000	0.500	18 x 40
400 Vdc (450 Vdc Surge)				
8	361R080M400EK2	20.00	0.105	12.5 x 25
12	361R120M400EM2	13.80	0.125	12.5 x 26.5
18	361R180M400EN2	9.100	0.175	12.5 x 33.5
22	361R220M400FK2	7.500	0.200	16 x 25
27	361R270M400ER2	6.100	0.235	12.5 x 42.5
33	361R330M400FF2	5.000	0.275	16 x 32
39	361R390M400FQ2	4.200	0.315	16 x 36
47	361R470M400FV2	3.500	0.355	16 x 40
56	361R560M400LQ2	2.950	0.400	18 x 36
68	361R680M400LV2	2.420	0.465	18 x 40
450 Vdc (500 Vdc Surge)				
7	361R070M450EK2	20.00	0.100	12.5 x 25
10	361R100M450EM2	16.50	0.120	12.5 x 26.5
15	361R150M450EN2	11.00	0.165	12.5 x 33.5
18	361R180M450FK2	9.100	0.185	16 x 25
22	361R220M450ER2	7.500	0.215	12.5 x 42.5
27	361R270M450FF2	6.100	0.245	16 x 32
33	361R330M450FQ2	5.000	0.285	16 x 36
39	361R390M450FV2	4.200	0.325	16 x 40
47	361R470M450LQ2	3.500	0.365	18 x 36
56	361R560M450LV2	2.950	0.415	18 x 40

Notice and Disclaimer: All product drawings, descriptions, specifications, statements, information and data (collectively, the "Information") in this datasheet or other publication are subject to change. The customer is responsible for checking, confirming and verifying the extent to which the Information contained in this datasheet or other publication is applicable to an order at the time the order is placed. All Information given herein is believed to be accurate and reliable, but it is presented without any guarantee, warranty, representation or responsibility of any kind, expressed or implied. Statements of suitability for certain applications are based on the knowledge that the Cornell Dubilier company providing such statements ("Cornell Dubilier") has of operating conditions that such Cornell Dubilier company regards as typical for such applications, but are not intended to constitute any guarantee, warranty or representation regarding any such matter – and Cornell Dubilier specifically and expressly disclaims any guarantee, warranty or representation concerning the suitability for a specific customer application, use, storage, transportation, or operating environment. The Information is intended for use only by customers who have the requisite experience and capability to determine the correct products for their application. Any technical advice inferred from this Information or otherwise provided by Cornell Dubilier with reference to the use of any Cornell Dubilier products is given gratis (unless otherwise specified by Cornell Dubilier), and Cornell Dubilier assumes no obligation or liability for the advice given or results obtained. Although Cornell Dubilier strives to apply the most stringent quality and safety standards regarding the design and manufacturing of its products, in light of the current state of the art, isolated component failures may still occur. Accordingly, customer applications which require a high degree of reliability or safety should employ suitable designs or other safeguards (such as installation of protective circuitry or redundancies or other appropriate protective measures) in order to ensure that the failure of an electrical component does not result in a risk of personal injury or property damage. Although all product-related warnings, cautions and notes must be observed, the customer should not assume that all safety measures are indicated in such warnings, cautions and notes, or that other safety measures may not be required.