


Type 951, Metallized Polypropylene Film Capacitors

AC Rated, Round Axial Leaded, UL 810 Fail Safe, Rated 10,000 AFC



Type 951, axial leaded metallized polypropylene capacitors are designed for UPS systems and other AC output filtering applications. With integrated fused metallization pattern, this product features UL 810 recognition for fail-safe operation at temperatures up to 85 °C.

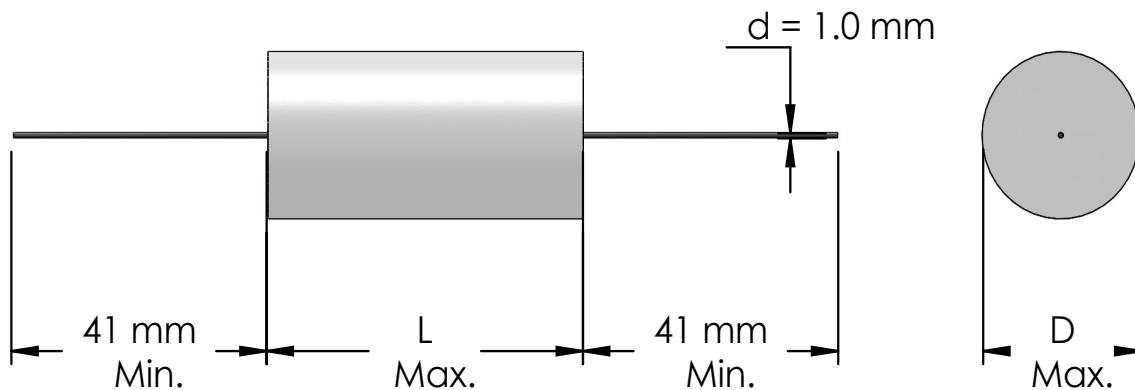
Highlights

- Fuse protection
- UL 810 recognized
- Low dissipation factor
- Self healing

Specifications

Capacitance Range	0.825 μ F to 40 μ F
Capacitance Tolerance	\pm 10 % (\pm 5% optional)
Rated Voltage	160 Vac, 250 Vac and 275 Vac
Operating Temperature Range	-40 °C to 85 °C
IEC Climatic Category	40/85/56 (test conditions 40 °C, 85 % RH, rated voltage, 1000 hours)
Service Life Objective	10,000 h at rated voltage and 85 °C
Protection	UL 810 file number E71645
RoHS Compliant	

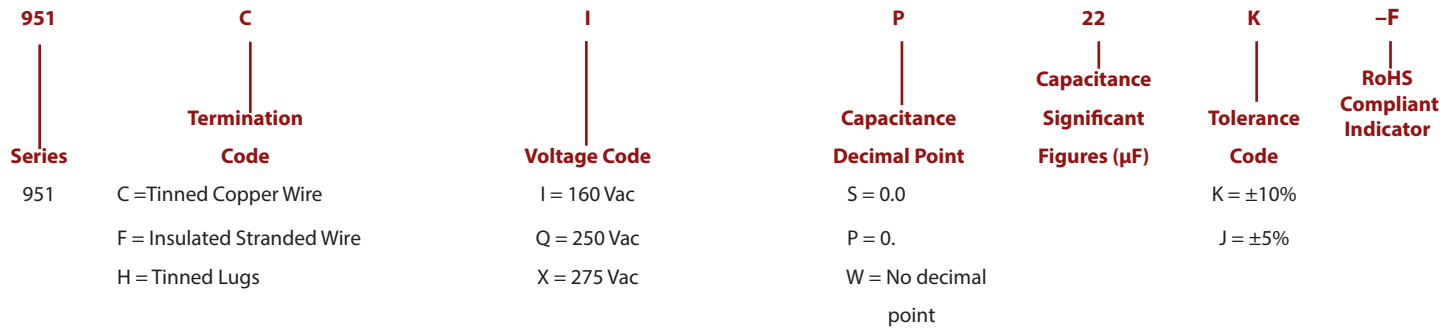
Dimensions



Type 951, Metallized Polypropylene Film Capacitors

AC Rated, Round Axial Ledged, UL 810 Fail Safe, Rated 10,000 AFC

Part Numbering System



Ratings

Part Number	Cap 1 kHz (μF)	Typ. ESR 10 kHz (mΩ)	Typ, ESL (nH)	I _{peak} (A)	dV/dT (V/μs)	R _{th} (°C/W)	I _{rms} 10 kHz 85°C (A)	D (mm)	L (mm)
160 VAC									
951CIW2P7K-SF-F	2.7	25	22	151	56	6.2	2.6	15.3	35.0
951CIW4P7K-SF-F	4.7	24	22	263	56	4.9	2.8	18.8	35.0
951CIW10K-SF-F	10.0	22	34	320	32	3.1	3.6	20.4	50.0
951CIW15K-SF-F	15.0	14	34	480	32	2.6	4.5	24.1	50.0
951CIW20K-SF-F	20.0	14	34	640	32	2.2	5.3	27.3	50.0
951CIW30K-SF-F	30.0	13	41	749	25	1.7	6.2	29.2	60.0
951CIW40K-SF-F	40.0	13	41	998	25	1.5	6.7	33.1	60.0
250 VAC									
951CQW2K-SF-F	2.0	18	22	172	86	4.9	3.3	18.8	35.0
951CQW2P7K-SF-F	2.7	15	22	232	86	3.8	3.8	21.2	35.0
951CQW4P7K-SF-F	4.7	15	22	404	86	3.8	4.3	26.7	35.0
951CQW10K-SF-F	10.0	21	41	360	36	2.0	4.6	26.1	60.0
951CQW15K-SF-F	15.0	15	41	540	36	1.6	6.0	32.5	60.0
951CQW20K-SF-F	20.0	14	41	720	36	1.4	6.7	37.5	60.0
951CQW30K-SF-F	30.0	13	41	1080	36	1.1	7.5	44.0	60.0
951CQW40K-SF-F	40.0	12	41	1440	36	1.0	8.5	52.0	60.0
275 VAC									
951CXP825K-SF-F	0.825	30	22	96	116	5.0	2.3	15.3	35.0
951CXW2K-SF-F	2.0	19	22	232	116	3.4	3.6	23.8	35.0
951CXW2P7K-SF-F	2.7	16	22	313	116	3.0	4.3	27.1	35.0
951CXW4P7K-SF-F	4.7	12	22	545	116	2.3	5.8	34.7	35.0
951CXW10K-SF-F	10.0	15	41	520	52	1.4	6.2	34.0	60.0
951CXW21P5K-SF-F	21.5	10	41	1118	52	1.0	9.0	48.7	60.0

Notice and Disclaimer: All product drawings, descriptions, specifications, statements, information and data (collectively, the "Information") in this datasheet or other publication are subject to change. The customer is responsible for checking, confirming and verifying the extent to which the Information contained in this datasheet or other publication is applicable to an order at the time the order is placed. All Information given herein is believed to be accurate and reliable, but it is presented without any guarantee, warranty, representation or responsibility of any kind, expressed or implied. Statements of suitability for certain applications are based on the knowledge that the Cornell Dubilier company providing such statements ("Cornell Dubilier") has of operating conditions that such Cornell Dubilier company regards as typical for such applications, but are not intended to constitute any guarantee, warranty or representation regarding any such matter – and Cornell Dubilier specifically and expressly disclaims any guarantee, warranty or representation concerning the suitability for a specific customer application, use, storage, transportation, or operating environment. The Information is intended for use only by customers who have the requisite experience and capability to determine the correct products for their application. Any technical advice inferred from this Information or otherwise provided by Cornell Dubilier with reference to the use of any Cornell Dubilier products is given gratis (unless otherwise specified by Cornell Dubilier), and Cornell Dubilier assumes no obligation or liability for the advice given or results obtained. Although Cornell Dubilier strives to apply the most stringent quality and safety standards regarding the design and manufacturing of its products, in light of the current state of the art, isolated component failures may still occur. Accordingly, customer applications which require a high degree of reliability or safety should employ suitable designs or other safeguards (such as installation of protective circuitry or redundancies or other appropriate protective measures) in order to ensure that the failure of an electrical component does not result in a risk of personal injury or property damage. Although all product-related warnings, cautions and notes must be observed, the customer should not assume that all safety measures are indicated in such warnings, cautions and notes, or that other safety measures may not be required.