Form Factor	Capacitance Range	Voltage Range	Lead Spacing Inches (mm)	Types	Page Number
Standard Dipped 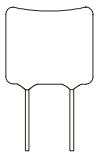	1–400 pF	100–500 Vdc	.141 (3.6)	CD10	
	251–1,500 pF	100–500 Vdc	.141 (3.6)	D10	
	1–1,500 pF	100–500 Vdc	.234 (5.9)	CD15	
	15–10,000 pF	100–500 Vdc	.344 (8.7)	CD19	
	2,000–40,000 pF	100–500 Vdc	.438 (11.1)	CD30	
	20,000–91,000 pF	100–500 Vdc	1.063 (27.0)	CD42	
	5–4,700 pF	1,000 Vdc	.344 (8.7)	CDV19	
	24–13,000 pF	1,000–2,500 Vdc	.438 (11.1)	CDV30	
Miniature Dipped 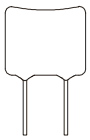	1–400 pF	50–300 Vdc	.120 (3.0)	CD5	
	1–120 pF	300–500 Vdc	.172 (4.4)	CD6	
	130–1,500 pF	100–500 Vdc	.172 (4.4)	CD7	
	1–400 pF	50–300 Vdc	.120 (3.0)	CDS5	
	1–400 pF	100–500 Vdc	.141 (3.6)	CDS10	
	251–1,500 pF	100–500 Vdc	.141 (3.6)	D7	
	1–1,500 pF	100–500 Vdc	.234 (5.9)	CDS15	
	270–10,000 pF	100–500 Vdc	.344 (8.7)	CDS19	
	2,000–40,000 pF	100–500 Vdc	.438 (11.1)	CDS30	
High-Frequency Dipped 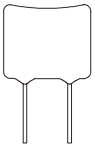	1–1,500 pF	100–500 Vdc	.100 (2.5)	CD4	
	100–7,500 pF	500 Vdc	.234 (5.9)	CD16	
	100–3,000 pF	1,000 Vdc	.234 (5.9)	CDV16	
	1–1,500 pF	100–500 Vdc	.234 (5.9)	CD17	
	270–5,100 pF	500 Vdc	.344 (8.7)	CD18	
	18–820 pF	1,000 Vdc	.344 (8.7)	CDV18	
Reel-Packed Dipped	1–1,500 pF	100–500 Vdc	.200 (5.0)	CDA15	

High-Reliability Dipped 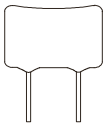	1–400 pF	50–300 Vdc	.120 (3.0)	CMR03	
	1–390 pF	100–500 Vdc	.150 (3.8)	CMR04	
	1–390 pF	500 Vdc	.225 (5.7)	CMR05	
	430–4,700 pF	500 Vdc	.350 (8.9)	CMR06	
	5,100–20,000 pF	500 Vdc	.425 (10.8)	CMR07	

Rectangular Case 	47–100,000 pF	250– 3,000 Peak Volts	N/A	271	
	47–250,000 pF	250– 5,000 Peak Volts	N/A	272	
	200–1,000,000 pF	400– 8,000 Peak Volts	N/A	273	
Cylindrical Case 	47–100,000 pF	1,000– 6,000 Peak Volts	N/A	291	
	47–100,000 pF	1,500–10,000 Peak Volts	N/A	292	
	47–100,000 pF	2,000–20,000 Peak Volts	N/A	293	
	100–100,000 pF	3,000–30,000 Peak Volts	N/A	294	
Custom Case 	100 pF — 10 µF	100-150,000 Peak Volts	N/A	KV^{X}	

Chip 	.5-43 pF	100 Vdc	N/A	MC08	
	.5-430 pF	100 and 500 Vdc	N/A	MC12	
	91.5-820 pF	100 and 500 Vdc	N/A	MC18	
	1-2,000 pF	100, 500 and 1,000 Vdc	N/A	MC22	