



### FEATURES

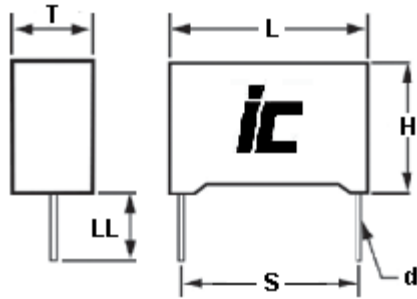
High Pulse Currents - High voltage

### APPLICATIONS

Power Semiconductor Circuits - SCR Commutation -  
Ballasts Controls - Switching Power Supplies

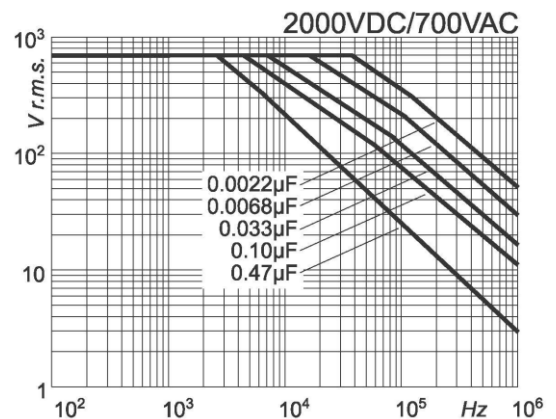
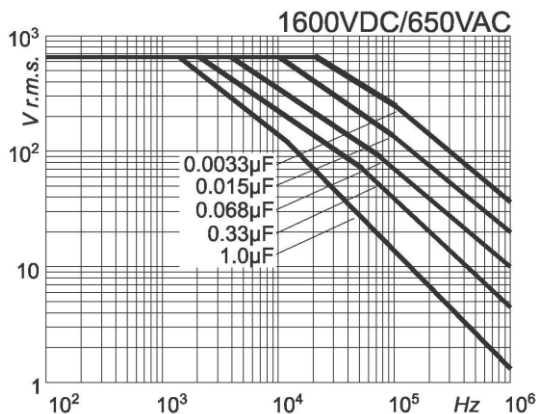
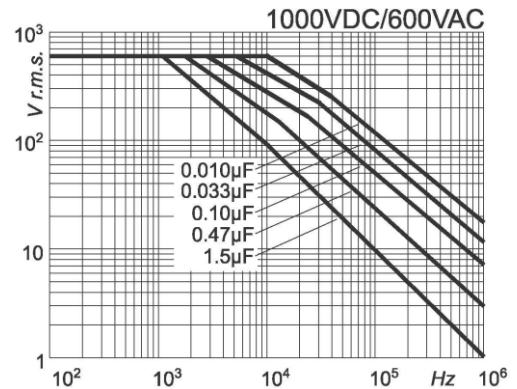
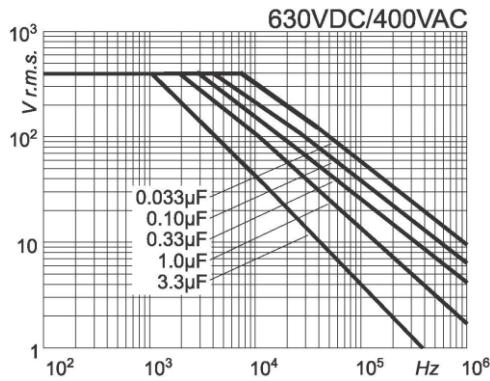
Operating Temperature Range	<b>-55°C to +105°C</b>				
Capacitance Tolerance	±10% at 1 kHz, 25°C +5% optional				
AC voltage (50/60 Hz)	WVDC	630	1000	1600	2000
	VAC	400	630	650	700
	DC: For T>+85°C, The voltage must be decreased by 1.5% per °C AC: For T> +75°C, The voltage must be decreased by 1.75% per °C				
Dissipation Factor (MAX) 25°C	Frequency (kHz)	C≤0.1uF	0.1uF<C≤1uF	C>1uF	
	1	0.04%	0.04%	0.05%	
	10	0.05%	0.06%	-	
	100	0.16%	-	-	
Insulation Resistance @25°C (<70% RH)for 1 minute at 100VDC applied	Capacitance	Insulation Resistance			
	<0.33µF	100000 MΩ			
	>0.33µF	30000 MΩµF			
Self Inductance	<1 nano-Henry per mm of lead spacing				
Capacitance Drift Factor	<0.5% after 2 years at 40°C				
Load Life	<b>2000 Hours, +85C with 125% of rated voltage</b>				
	Capacitance Change	≤1% of initially measured value			
	Dissipation Factor	≤0.001 at 10kHz and 25°C for C≤1uF ≤0.001 at 1kHz and 25°C for C>1uF			
	Insulation Resistance	≥50% of maximum specified value			
Reliability (0.5xRated Voltage, 40°C) 1 FIT=1 failure/1 billion component hours	1 Fit				
	Capacitance Change	≤10% of initially measured value			
	Dissipation Factor	≤200% of initially specified value			
	Insulation Resistance	≥50% of maximum specified value			
Damp Heat test	<b>56 days at40°C with 90 to 95%RH, +40°C and no voltage applied</b>				
	Capacitance Change	≤5% of initially measured value			
	Dissipation Factor	≤0.005 at 1kHz and 25°C			
	Insulation Resistance	≥50% of maximum specified value			
Self Inductance	<1 nano-Henry per mm of lead spacing				
Capacitance Drift Factor	<0.5% after 2 years at 40°C				
Capacitance Temperature Coefficient	-200 ppm/°C, ±100ppm/°C				
Dielectric Strength	<b>Terminal to Terminal</b>				
	160% of rated VDC applied for 2 Seconds and 25°C				
Dielectric	Polypropylene				
Construction	Metallized film				
Coating	Flame Retardant plastic box (UL 94V-1) with epoxy resin fill (UL94V0)				
Leads	Lead free tinned copper leads				

[Special Order Options](#)



L	18	26.5	32	42.5
S	15	22.5	27.5	37.5
d	0.8	0.8	0.8	1
LL	5.0+1.0	5.0+1.0	30+5.0	30+5.0

Permissible (sinusoidal) AC voltage versus frequency for a temperature rise of 10°C  
Not for across the line applications



# PPR

## High Voltage Pulse Radial Lead Snubber

WVDC	Capacitance (μF)	IC PART NUMBER	dv/dt (v/μ sec.)	Dims LxHxT (mm)	S (MM)	d (MM)
630	0.022	223PPR630KE	2500	18x11x5	15	0.8
630	0.033	333PPR630KE	2500	18x12x6	15	0.8
630	0.047	473PPR630KE	2500	18x13.5x7.5	15	0.8
630	0.068	683PPR630KE	2500	18x14.5x8.5	15	0.8
630	0.068	683PPR630KG	1500	26.5x15x6	22.5	0.8
630	0.1	104PPR630KE	2500	18x16x10	15	0.8
630	0.1	104PPR630KG	1500	26.5x15x6	22.5	0.8
630	0.15	154PPR630KG	1500	26.5x17x8.5	22.5	0.8
630	0.15	154PPR630KH	900	32x17x9	27.5	0.8
630	0.22	224PPR630KG	1500	26.5x18.5x10	22.5	0.8
630	0.22	224PPR630KH	900	32x17x9	27.5	0.8
630	0.33	334PPR630KG	1500	26.5x22x12	22.5	0.8
630	0.33	334PPR630KH	900	32x20x11	27.5	0.8
630	0.47	474PPR630KH	900	32x22x13	27.5	0.8
630	0.68	684PPR630KH	900	32x24.5x15	27.5	0.8
630	1	105PPR630KH	900	32x33x18	27.5	0.8
630	1	105PPR630KJ	450	42.5x28x17	37.5	1
630	1.5	155PPR630KH	900	32x37x22	27.5	0.8
630	1.5	155PPR630KJ	450	42.5x30x22	37.5	1
630	2.2	225PPR630KJ	450	42.5x37x28	37.5	1
630	3.3	335PPR630KJ	450	42.5x45x30	37.5	1
630	3.9	395PPR630KJ	450	42.5x45x30	37.5	1
1000	0.01	103PPR102KE	3300	18x11x5	15	0.8
1000	0.015	153PPR102KE	3300	18x12x6	15	0.8
1000	0.022	223PPR102KE	3300	18x13.5x7.5	15	0.8
1000	0.033	333PPR102KE	3300	18x13.5x7.5	15	0.8
1000	0.033	333PPR102KG	2100	26.5x15x6	22.5	0.8
1000	0.047	473PPR102KG	2100	26.5x16x7	22.5	0.8
1000	0.068	683PPR102KG	2100	26.5x17x8.5	22.5	0.8
1000	0.1	104PPR102KG	2100	26.5x18.5x10	22.5	0.8
1000	0.1	104PPR102KH	1000	32x17x9	27.5	0.8
1000	0.15	154PPR102KG	2100	26.5x22x13	22.5	0.8
1000	0.15	154PPR102KH	1000	32x20x11	27.5	0.8
1000	0.22	224PPR102KH	1000	32x22x13	27.5	0.8
1000	0.33	334PPR102KH	1000	32x28x14	27.5	0.8
1000	0.47	474PPR102KH	1000	32x33x18	27.5	0.8
1000	0.68	684PPR102KH	1000	32x37x22	27.5	0.8
1000	0.68	684PPR102KJ	500	42.5x30x22	37.5	1
1000	1	105PPR102KJ	500	42.5x37x28	37.5	1
1000	1.5	155PPR102KJ	500	42.5x37x28	37.5	1
1000	1.8	185PPR102KJ	500	42.5x45x30	37.5	1
1600	0.0033	332PPR162KE	6000	18x11x5	15	0.8
1600	0.0047	472PPR162KE	6000	18x11x5	15	0.8

WVDC	Capacitance (μF)	IC PART NUMBER	dv/dt (v/μ sec.)	Dims LxHxT (mm)	S (MM)	d (MM)
1600	0.0068	682PPR162KE	6000	18x11x5	15	0.8
1600	0.01	103PPR162KE	6000	18x12x6	15	0.8
1600	0.015	153PPR162KE	6000	18x13.5x7.5	15	0.8
1600	0.022	223PPR162KE	6000	18x14.5x8.5	15	0.8
1600	0.022	223PPR162KG	3000	26.5x15x6	22.5	0.8
1600	0.033	333PPR162KG	3000	26.5x16x7	22.5	0.8
1600	0.047	473PPR162KG	3000	26.5x18.5x10	22.5	0.8
1600	0.047	473PPR162KH	2000	32x17x9	27.5	0.8
1600	0.068	683PPR162KG	3000	26.5x20x11	22.5	0.8
1600	0.068	683PPR162KH	2000	32x17x9	27.5	0.8
1600	0.1	104PPR162KG	3000	26.5x22x13	22.5	0.8
1600	0.1	104PPR162KH	2000	32x20x11	27.5	0.8
1600	0.15	154PPR162KH	2000	32x24.5x15	27.5	0.8
1600	0.22	224PPR162KH	2000	32x33x18	27.5	0.8
1600	0.33	334PPR162KH	2000	32x33x18	27.5	0.8
1600	0.33	334PPR162KJ	1200	42.5x28x17	37.5	1
1600	0.47	474PPR162KH	2000	32x37x22	27.5	0.8
1600	0.47	474PPR162KJ	1200	42.5x30x22	37.5	1
1600	0.68	684PPR162KJ	1200	42.5x37x28	37.5	1
1600	1	105PPR162KJ	1200	42.5x45x30	37.5	1
2000	0.0022	222PPR202KE	7000	18x11x5	15	0.8
2000	0.0033	332PPR202KE	7000	18x12x6	15	0.8
2000	0.0047	472PPR202KE	7000	18x13.5x7.5	15	0.8
2000	0.0068	682PPR202KE	7000	18x13.5x7.5	15	0.8
2000	0.01	103PPR202KE	7000	18x16x10	15	0.8
2000	0.01	103PPR202KG	3500	26.5x15x6	22.5	0.8
2000	0.015	153PPR202KG	3500	26.5x16x7	22.5	0.8
2000	0.022	223PPR202KG	3500	26.5x17x8.5	22.5	0.8
2000	0.022	223PPR202KH	2300	32x17x9	27.5	0.8
2000	0.033	333PPR202KG	3500	26.5x18.5x10	22.5	0.8
2000	0.033	333PPR202KH	2300	32x17x9	27.5	0.8
2000	0.047	473PPR202KG	3500	26.5x22x13	22.5	0.8
2000	0.047	473PPR202KH	2300	32x20x11	27.5	0.8
2000	0.068	683PPR202KH	2300	32x22x13	27.5	0.8
2000	0.1	104PPR202KH	2300	32x28x14	27.5	0.8
2000	0.15	154PPR202KH	2300	32x33x18	27.5	0.8
2000	0.15	154PPR202KJ	1500	42.5x28x17	37.5	1
2000	0.22	224PPR202KH	2300	32x37x22	27.5	0.8
2000	0.22	224PPR202KJ	1500	42.5x30x22	37.5	1
2000	0.33	334PPR202KJ	1500	42.5x37x28	37.5	1
2000	0.47	474PPR202KJ	1500	42.5x37x28	37.5	1
2000	0.56	564PPR202KJ	1500	42.5x45x30	37.5	1