


# RSC

## +85°C SUB-SUBMINIATURE LOW PROFILE RADIAL LEAD ALUMINUM ELECTROLYTIC CAPACITORS



### FEATURES

- Low Profile
- Reduced Sizes
- Extensive Capacitance Range
- High Current Ratings
- Lower ESR
- Proven High Reliability

### SPECIFICATIONS

**Capacitance Range:** 100 Mfd. to 4,700 Mfd.  
**Voltage Range:** 6.3WVDC to 50WVDC  
**Capacitance Tolerance:** All Values:  $\pm 20\%$  (M)  
**Leakage Current:**  $\leq .01CV$  at 2 Min.  
**Operating Temperature:**  $-40^{\circ}\text{C}$  to  $+85^{\circ}\text{C}$   
**Solvent Tolerant Seal:** Standard

**NEW**  
**LOW PROFILE**  
**HIGH RELIABILITY**

### SPECIAL ORDER OPTIONS

- Epoxy End Seal
- Tape & Reel
- Tape — Ammo Pack
- Polyester Sleeve
- Cut & Formed Leads



**ILLINOIS CAPACITOR, INC.** 3757 W. Touhy Ave., Lincolnwood, Illinois 60645 • (708) 675-1760 • Fax (708) 673-2850

THE SOURCE FOR QUALITY, PERFORMANCE AND DELIVERY.



# RSC

## 85°C Sub-Subminiature Radial Aluminum Electrolytic PHYSICAL DIMENSIONS

### PHYSICAL DIMENSIONS: DIAMETER (D) x LENGTH (L) (inches/mm)

MFD \ WV(SV)	6.3 (8)	10 (13)	16 (20)	25 (32)	35 (44)	50 (63)
100						.394x.394 / 10x10
220				.394x.394 / 10x10		
330			.394x.394 / 10x10			.492x.591 / 12.5x15
470		.394x.394 / 10x10				.630x.591 / 16x15
1000			.492x.591 / 12.5x15	.630x.591 / 16x15	.709x.591 / 18x15	.709x.787 / 18x20
2200	.492x.591 / 12.5x15	.630x.591 / 16x15	.709x.591 / 18x15	.709x.787 / 18x20		
3300	.630x.591 / 16x15	.709x.591 / 18x15	.709x.787 / 18x20			
4700	.709x.591 / 18x15	.709x.787 / 18x20				

NOTE: WV: Maximum rated DC working voltage @ +85°C. SV: Maximum rated DC surge voltage at +85°C.



**ILLINOIS CAPACITOR, INC.**

3757 W. Touhy Ave., Lincolnwood, Illinois 60645 • (708) 675-1760 • Fax (708) 673-2850

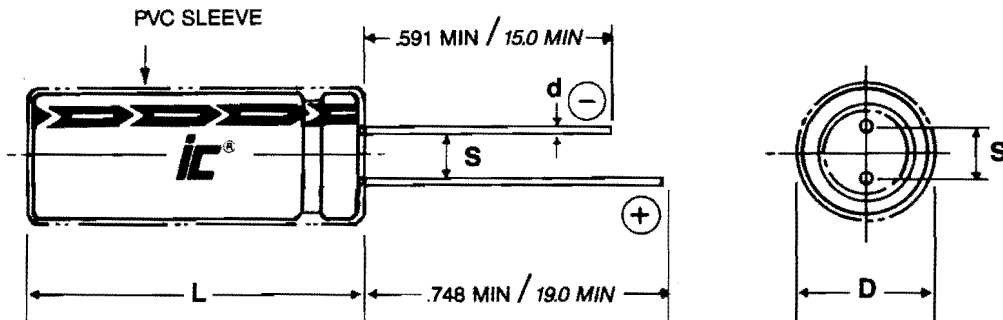
THE SOURCE FOR QUALITY, PERFORMANCE AND DELIVERY.



# RSC

## +85°C Sub-Subminiature Radial Aluminum Electrolytic Capacitors

### PHYSICAL DIMENSIONS



RSC LEAD INFORMATION vs. CASE SIZE inches / mm			
Case Diameter (D)	Lead Spacing (S)	Lead Spacing Tol (S)	Lead Wire (d)
.197 / 5.0	.079 / 2.0	±.02 / ±0.5	.020 / 0.5
.248 / 6.3	.098 / 2.5	±.02 / ±0.5	.020 / 0.5
.315 / 8.0	.138 / 3.5	±.02 / ±0.5	.024 / 0.6
.394 / 10.0	.197 / 5.0	±.02 / ±0.5	.024 / 0.6
.512 / 13.0	.197 / 5.0	±.02 / ±0.5	.024 / 0.6
.630 / 16.0	.295 / 7.5	±.02 / ±0.5	.032 / 0.8
.709 / 18.0	.295 / 7.5	±.02 / ±0.5	.032 / 0.8

CASE TOLERANCE inches / mm			
Case Diameter (D)	Tolerance Case Diameter (D)	Case Length (L)	Tolerance Case Length (L)
≤ .394 / ≤ 10.0	+ .020 / + 0.5	≤ .492 / ≤ 12.5	+ .059 / + 1.5
≥ .492 / ≥ 12.5	+ .020 / + 0.5	≥ .630 / ≥ 16.0	+ .078 / + 2.0

Note 1: Dimensions shown do not include sleeve thickness.

Note 2: Case Vent is standard on all diameters ≥ .315 in. / 8.0mm



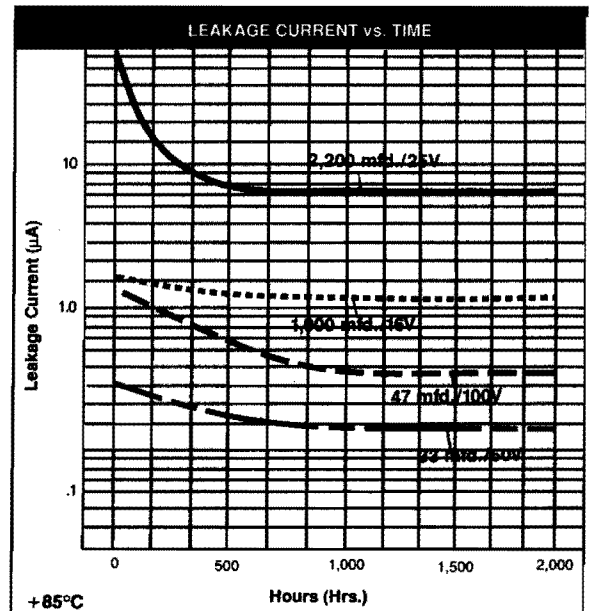
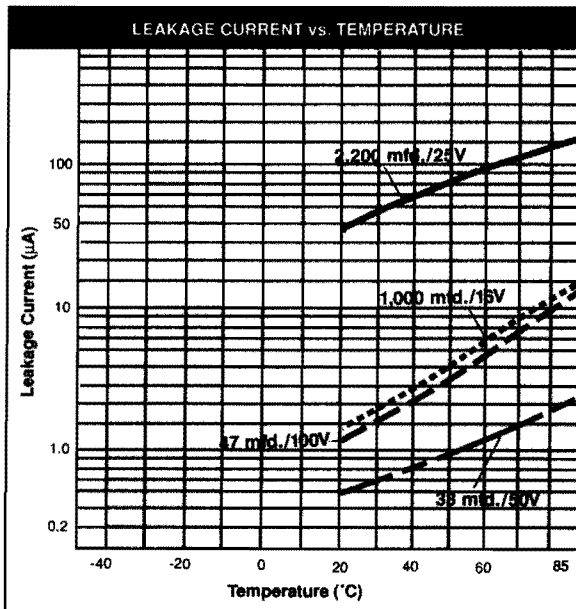
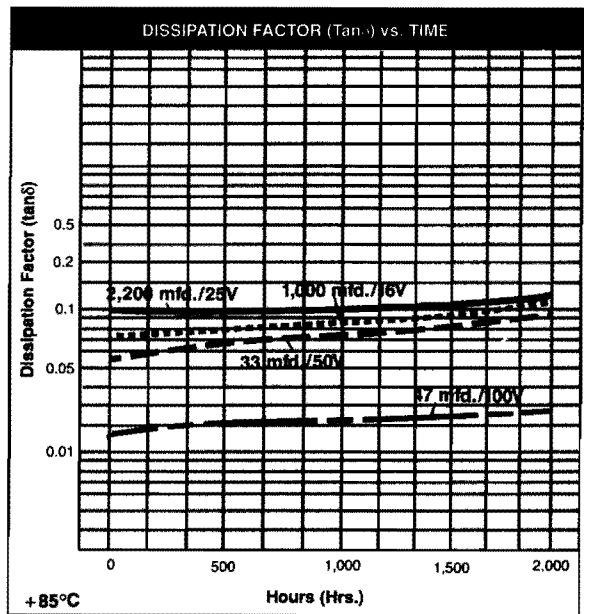
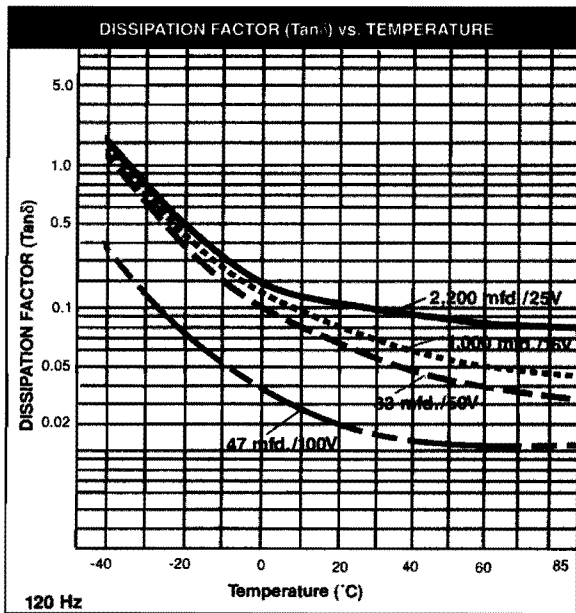
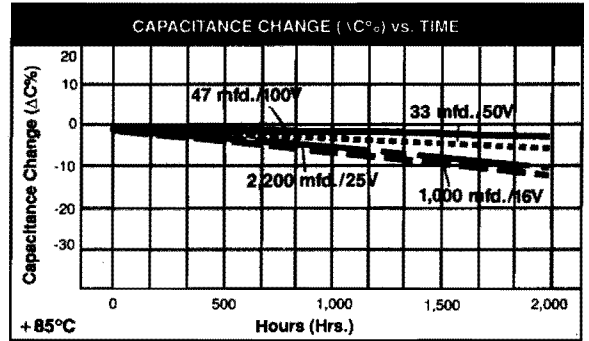
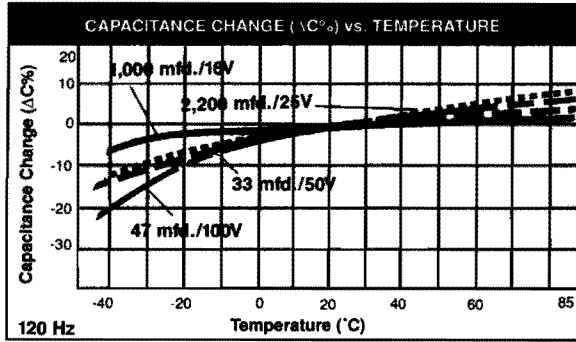
ILLINOIS CAPACITOR, INC. 3757 W. Touhy Ave., Lincolnwood, Illinois 60645 • (708) 675-1760 • Fax (708) 673-2850

THE SOURCE FOR QUALITY, PERFORMANCE AND DELIVERY.



# RSC

## +85°C Sub-Subminiature Radial Aluminum Electrolytic Capacitors ENVIRONMENTAL / ENDURANCE DATA



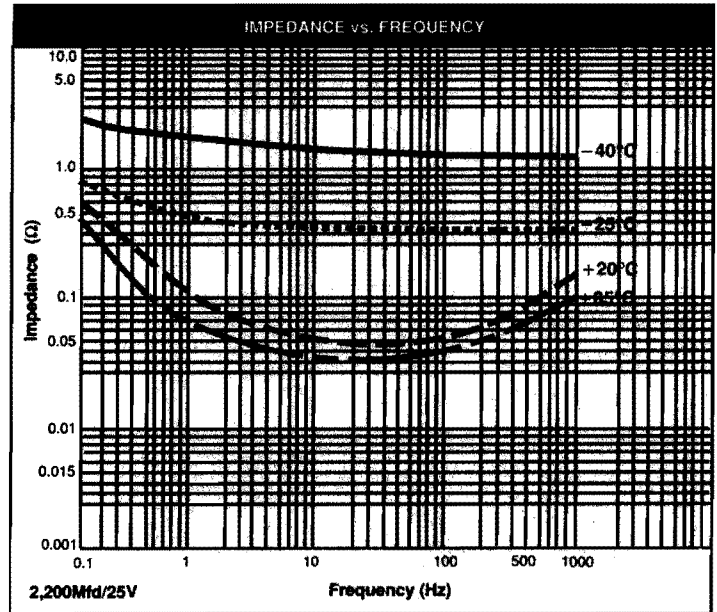
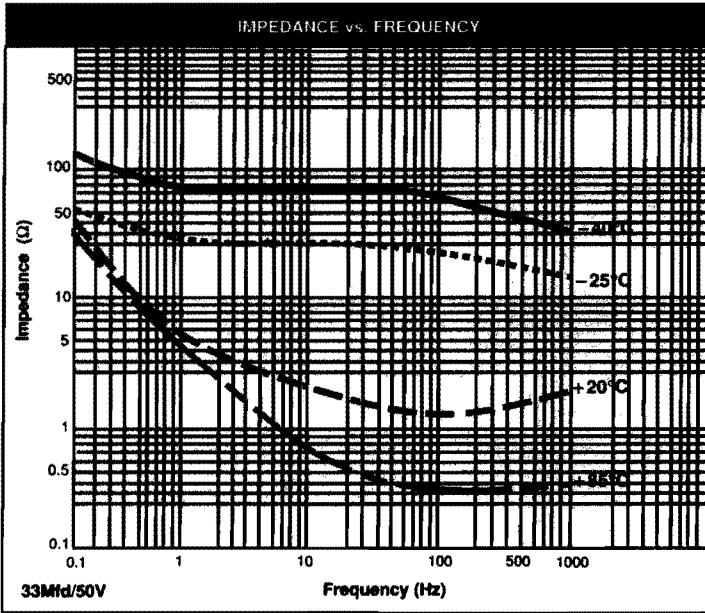
NOTE: These graphs reflect typical measurements.



# RSC

## +85°C Sub-Subminiature Radial Aluminum Electrolytic Capacitors

### ENVIRONMENTAL / ENDURANCE DATA



NOTE: These graphs reflect typical measurements.

Temp. Ratio	IMPEDANCE RATIO (Maximum) @ 120 Hz					
	Rated WVDC					
	6.3	10	16	25	35	50
-25°C/ +25°C	4	3	2	2	2	2
-40°C/ +25°C	10	8	6	4	3	3

#### ENDURANCE TEST

1,000 hours, dry circulating air,  
@ +85°C @ rated voltage

#### Capacitance Change:

$\Delta C \leq 20\%$  initial readings

#### Dissipation Factor:

DF  $\leq 150\%$  of +25°C Specification

#### Leakage Current:

$\leq$  of +25°C Max. allowable values

#### SHELF LIFE TEST

500 hours, +85°C, no applied voltage

#### Capacitance:

$\Delta C \leq 20\%$  initial readings

#### Dissipation Factor:

DF  $\leq 200\%$  of +25°C Specification

#### Leakage Current:

$\leq 250\%$  of +25°C Specification



ILLINOIS CAPACITOR, INC. 3757 W. Touhy Ave., Lincolnwood, Illinois 60645 • (708) 675-1760 • Fax (708) 673-2850

THE SOURCE FOR QUALITY, PERFORMANCE AND DELIVERY.



# RSC

## 85°C Sub-Subminiature Radial Aluminum Electrolytic STANDARD PART LISTING

### STANDARD PART LISTING: Tolerance ±20%(M) Standard

iC PART NUMBER	Capacitance MFD.	WVDC (SVDC)	Maximum Dissipation Factor (tan δ) 120Hz, +25°C	Maximum ESR Ω 120Hz, +25°C	Maximum Leakage Current (μA) @2min, +25°C	Maximum RMS Ripple Current (mA) 120Hz, +85°C	PHYSICAL DIMENSIONS in / mm			
							Case Diameter	Case Length	Lead Spacing	Lead Thickness
107RSC050M	100	50(63)	.10	1.326	50	260	.394 / 10.0	.394 / 10.0	.197 / 5.0	.024 / 0.6
227RSC025M	220	25(32)	.14	.844	55	330	.394 / 10.0	.394 / 10.0	.197 / 5.0	.024 / 0.6
337RSC016M	330	16(20)	.16	.643	52.8	380	.394 / 10.0	.394 / 10.0	.197 / 5.0	.024 / 0.6
337RSC050M	330	50(63)	.10	.402	165	560	.492 / 12.5	.591 / 15.0	.197 / 5.0	.024 / 0.6
477RSC010M	470	10(13)	.20	.564	47	400	.394 / 10.0	.394 / 10.0	.197 / 5.0	.024 / 0.6
477RSC050M	470	50(63)	.10	.282	235	670	.630 / 16.0	.591 / 15.0	.295 / 7.5	.032 / 0.8
108RSC016M	1000	16(20)	.16	.212	160	750	.492 / 12.5	.591 / 15.0	.197 / 5.0	.024 / 0.6
108RSC025M	1000	25(32)	.14	.186	250	850	.630 / 16.0	.591 / 15.0	.295 / 7.5	.032 / 0.8
108RSC035M	1000	35(44)	.12	.159	350	990	.709 / 18.0	.591 / 15.0	.295 / 7.5	.032 / 0.8
108RSC050M	1000	50(63)	.10	.133	500	1080	.709 / 18.0	.787 / 20.0	.295 / 7.5	.032 / 0.8
228RSC6R3M	2200	6.3(8)	.26	.157	139	880	.492 / 12.5	.591 / 15.0	.197 / 5.0	.024 / 0.6
228RSC010M	2200	10(13)	.22	.133	220	920	.630 / 16.0	.591 / 15.0	.295 / 7.5	.032 / 0.8
228RSC016M	2200	16(20)	.18	.109	352	1020	.709 / 18.0	.591 / 15.0	.295 / 7.5	.032 / 0.8
228RSC025M	2200	25(32)	.16	.096	550	1180	.709 / 18.0	.787 / 20.0	.295 / 7.5	.032 / 0.8
338RSC6R3M	3300	6.3(8)	.28	.113	208	1020	.630 / 16.0	.591 / 15.0	.295 / 7.5	.032 / 0.8
338RSC010M	3300	10(13)	.24	.097	330	1100	.709 / 18.0	.591 / 15.0	.295 / 7.5	.032 / 0.8
338RSC016M	3300	16(20)	.20	.080	528	1200	.709 / 18.0	.787 / 20.0	.295 / 7.5	.032 / 0.8
478RSC6R3M	4700	6.3(8)	.30	.085	296	1170	.709 / 18.0	.591 / 15.0	.295 / 7.5	.032 / 0.8
478RSC010M	4700	10(13)	.26	.073	470	1240	.709 / 18.0	.787 / 20.0	.295 / 7.5	.032 / 0.8

Note 1: WVDC: Maximum rated DC Working Voltage at +85°C.

Note 2: SVDC: Maximum rated DC Surge Voltage at +85°C.

Note 3: Dissipation Factor (tan δ) Maximum; 120Hz, +25°C.

Note 4: ESR: Maximum Equivalent Series Resistance; 120Hz, +25°C nominal capacitance, maximum dissipation factor.

Note 5: Maximum Leakage Current; Rated WVDC, 2 Minutes, +25°C.

Note 6: RMS Ripple Current; 120Hz, +85°C.

Note 7: Capacitance Tolerance is measured at 120Hz, +25°C.

Note 8: All measurements are performed using the bridge method.



ILLINOIS CAPACITOR, INC. 3757 W. Touhy Ave., Lincolnwood, Illinois 60645 • (708) 675-1760 • Fax (708) 673-2850

THE SOURCE FOR QUALITY, PERFORMANCE AND DELIVERY.